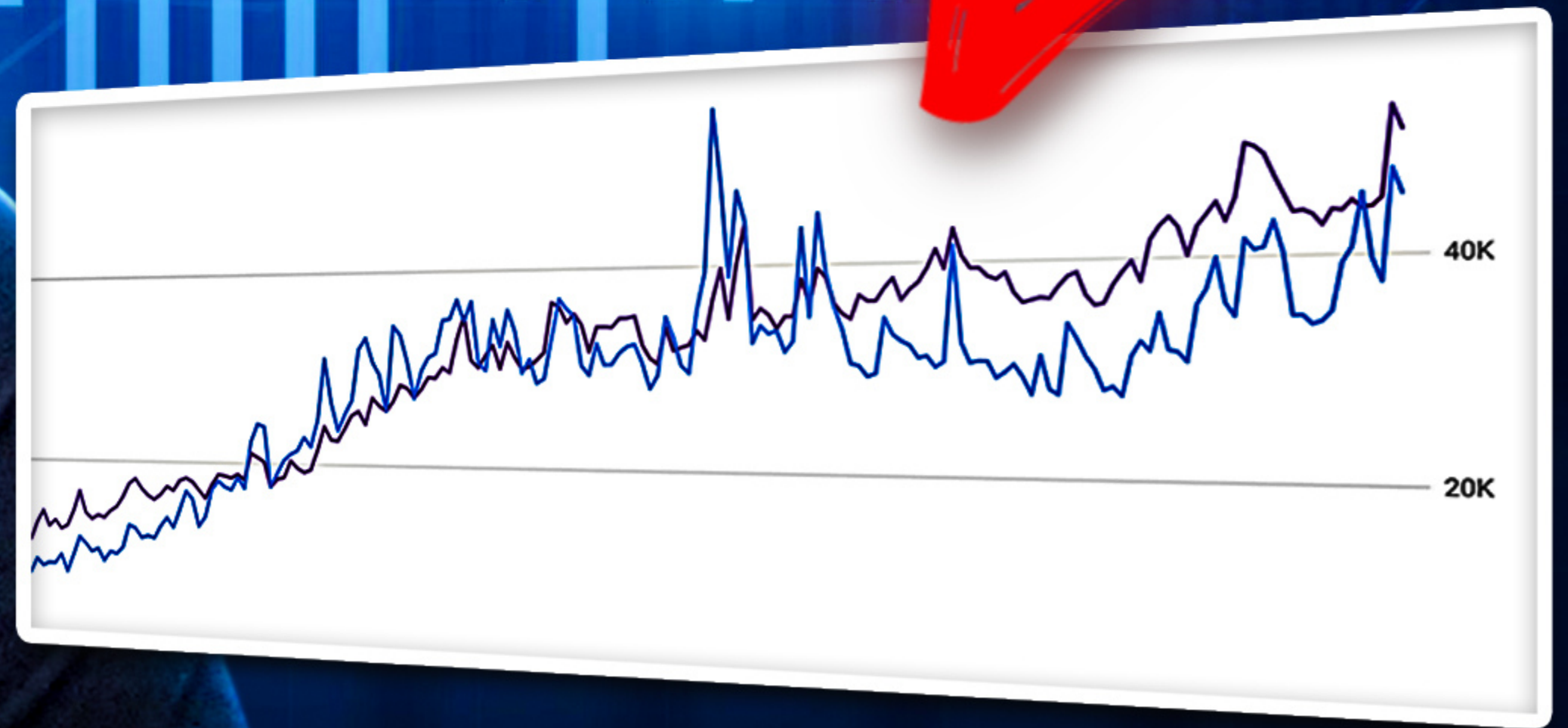


# INCOME REPORT FOR THE MONTH OF JUNE



# Team updates

---



We still have the same smaller team in June but we did start using a guy on Fiverr to make better featured images.

Current team myself, main VA , part time VA, proofreader, 3 writers on this site and video editor and Voice Over lady.



# Progress this month

## Popcorn content stats

✅ Published posts:	713
📝 Draft posts:	6
📖 Published words:	954090 words
📖 Average words:	1339 words
📖 Total reading time:	4771 minutes
🕒 Average reading time:	7 minutes
⚠️ Posts without excerpt:	15
⚠️ Without featured image:	0



## Theme of choice

You can see a lot of detail on this cool feature which is [FREE](#) inside the theme we use.

Popcorntheme which is a theme I helped develop, has saved us hours in editing and we don't need plugins like: [Wordcounter](#), [Amalink Pro for products](#), [Block builder plugins](#), and much more..

This speeds the site up and saves on monthly subscriptions. Which I hate paying!

Take a look at all the features available in Popcorntheme and use this code to get 10% off the purchase price at the checkout. (Carl10)

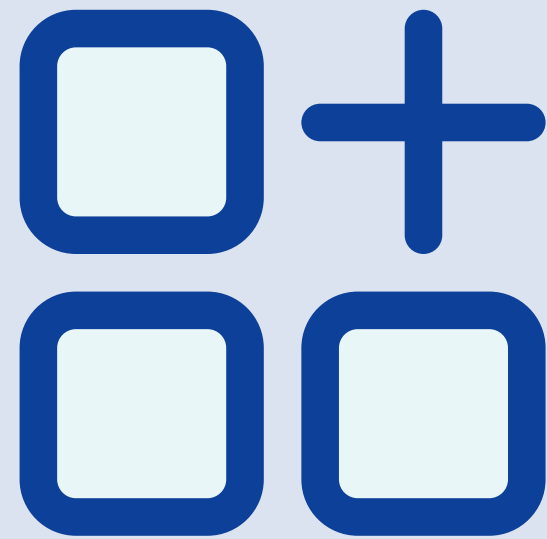


[SEE MY THEME HERE](#)

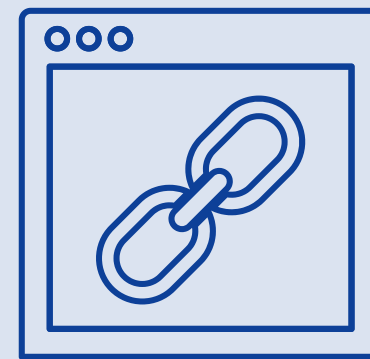


# What we did this month

---



Focusing on swapping out travel affiliate widgets for text links



Better internal linking, updating some posts with more sub-headings and FAQ's



## Koala

Experimenting with video to blog post using Koala.AI and GPT4

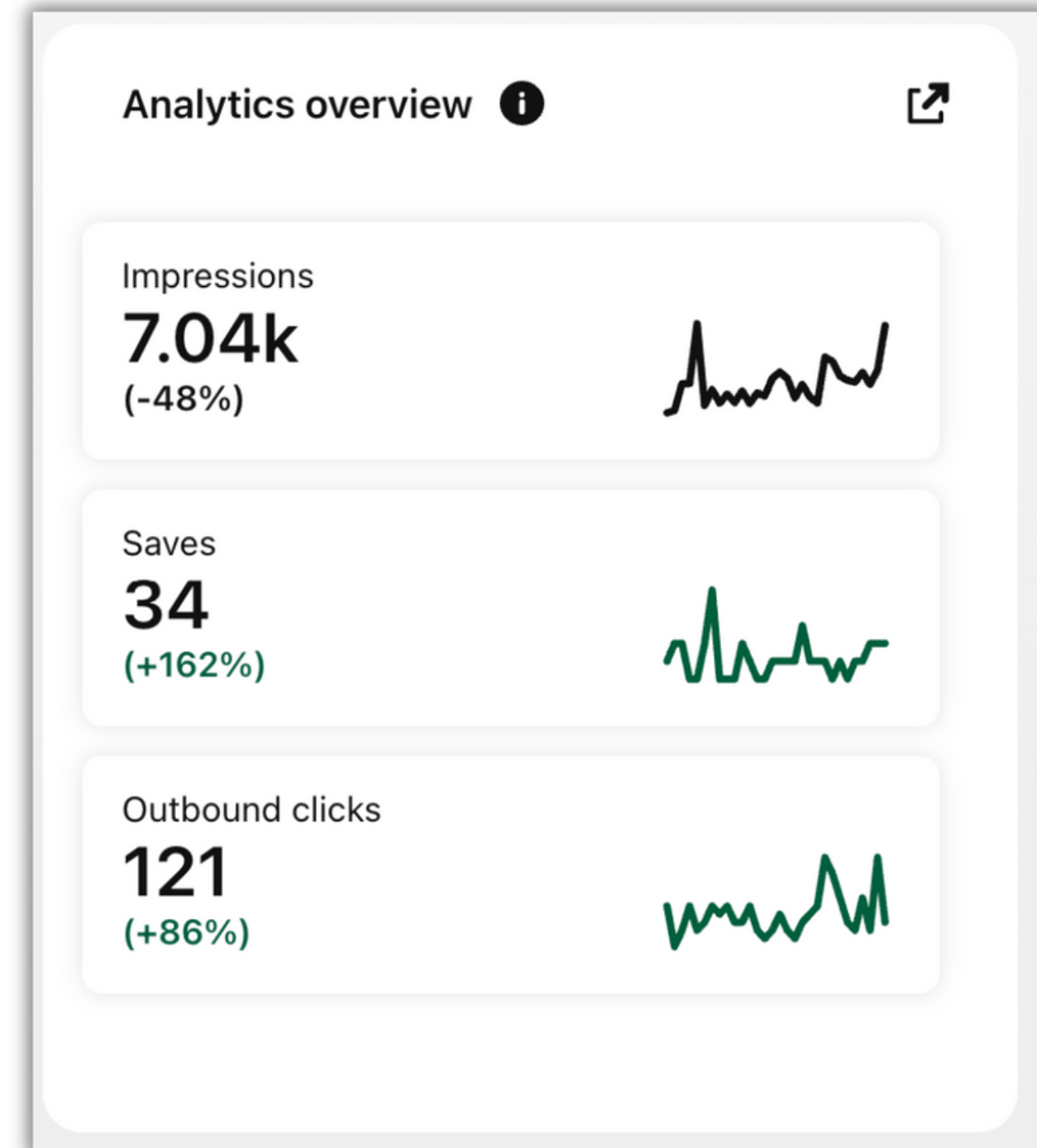


# Pinterest

interest is growing even though we have slowed on adding pins.

Now above **120+ organic visitors** a month. I'd like to find someone to help grow the boards.

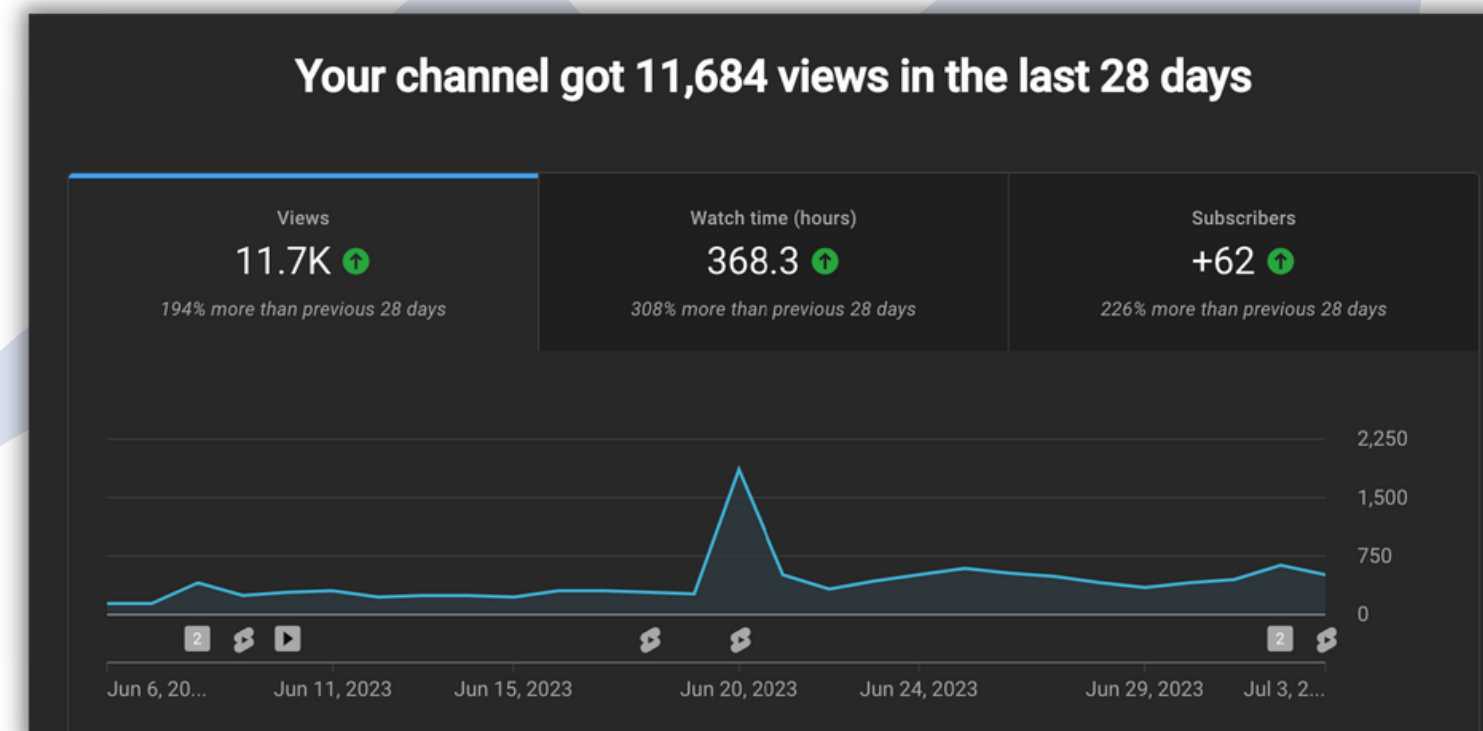
**HELP  
NEEDED**



# YouTube

YouTube is growing steadily now. Getting 1-2 subscribers per day. Over 170 currently.

Adding 4-5 videos per month at the moment. Using shorts to drive subscribers.





# TikTok

Not alot happening. All my TikToks seem to get 200 views and then die? Not sure why??



**1,911**


Likes

+420

**109**

Followers

+21



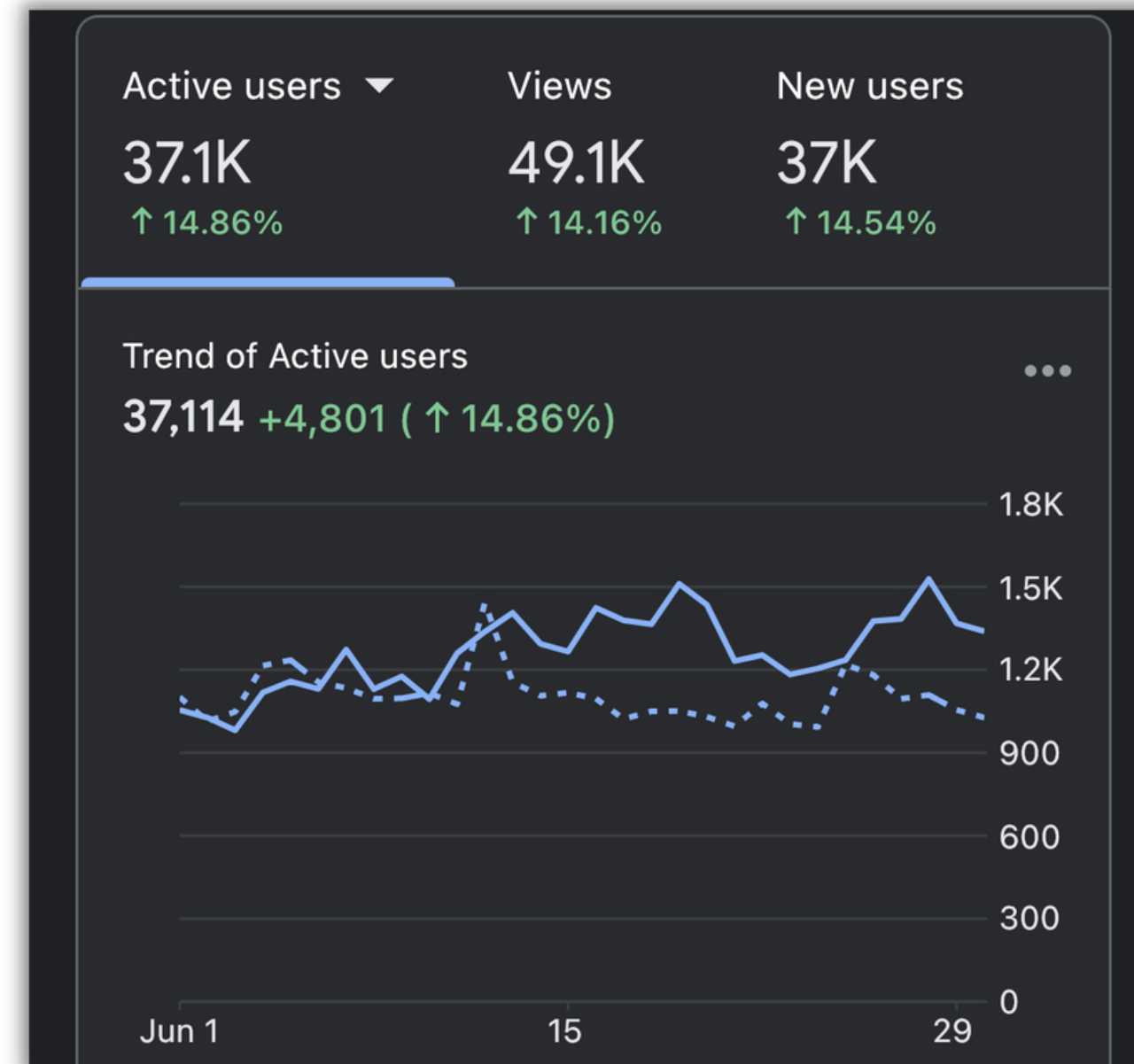


# June came back strong

May was really bad, I have no idea why but June came back strong.

There has been some Google updates and they seem to have been in our favor.

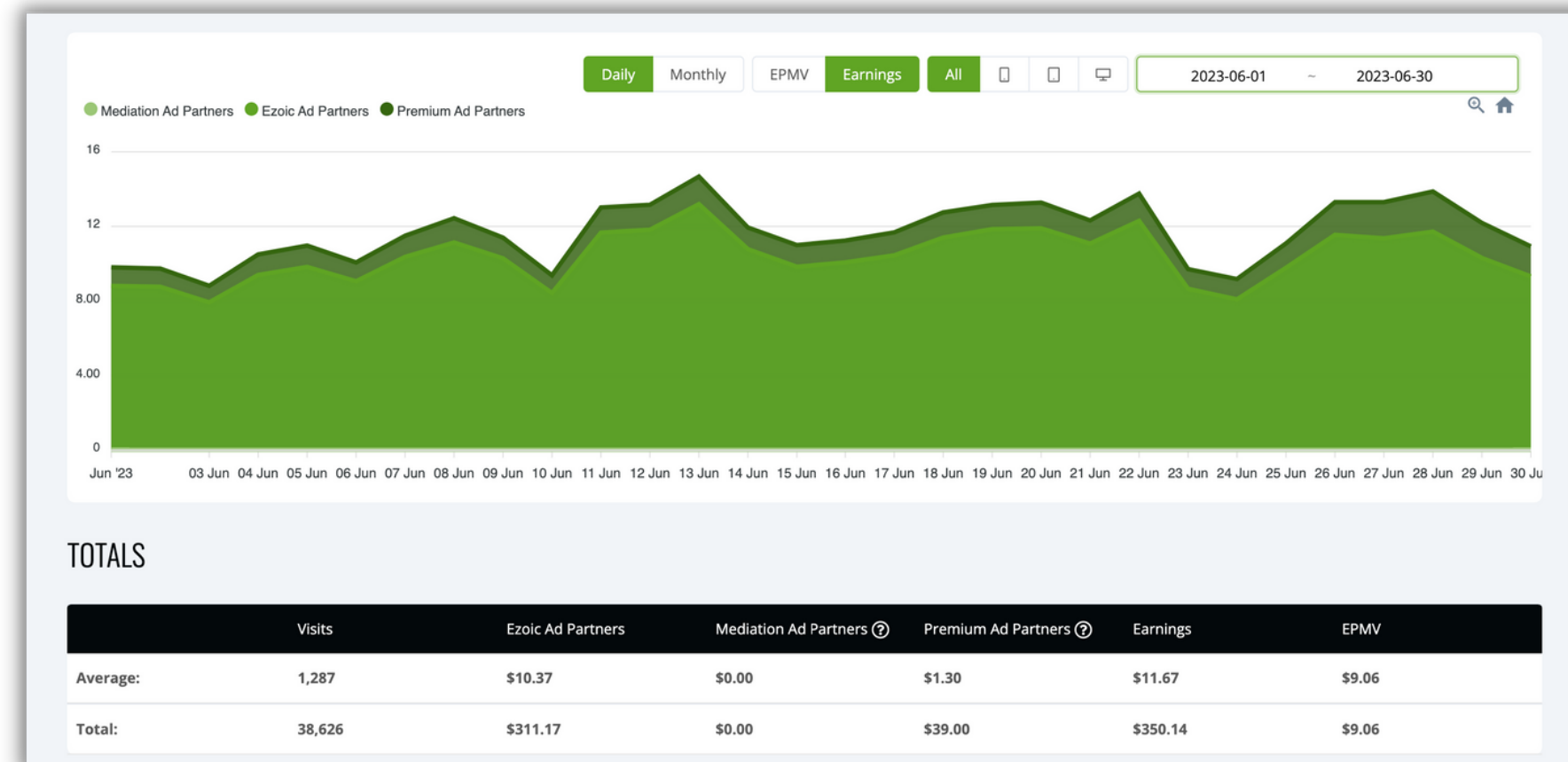
June was **49,100** which was **14.16%** up on May and in the first week of July we finally hit 50k for the first time.



# Ezoic Numbers

Ezoic still looks low with EPMV \$9.06

Total earnings of \$350.14 from 38,626 views, \$311.17 from Ezoic Ad Partners and \$39 from Premium Ad Partners.



Earnings	EPMV
\$11.67	\$9.06
\$350.14	\$9.06



# Affiliate Income

---

Booking.com

\$106.33

GET  
YOUR  
GUIDE

\$0

  
Expedia

\$0

Tiqets

\$0



\$2.74



# Budget

Income: **\$350.14** **\$109.07**  
 EZOIC Affiliate Commissions



## Cost Breakdown:

- + \$1,177 Written Content
- + \$130 Video Content
- + \$158 VA
- + \$80 Featured Images

**\$1,545 TOTAL COST**



**Decrease in expenses!**

Month	Ezoic	Affiliate	Expenses	Profit/Loss
Jan	\$164.06	\$98.65	\$3,386.02	-\$3,123.31
	+26%	+24%	+20%	
Feb	\$206.60	\$122.80	\$4,061.03	-\$3,731.63
	+58%	-42%	0%	
March	\$327.28	\$77.00	\$4,076.00	-\$3,671.72
	+5%	+294%	+22%	
April	\$344.69	\$303.12	\$4,973.00	-\$4,325.19
	-9%	-72%	+78%	
May	\$314.64	\$83.72	\$8,874.00	-\$8,475.64
	+11%	+30%	-83%	
June	\$350.14	\$109.07	\$1,545.00	-\$1,085.79
July				
Aug				
Sep				
Oct				
Nov				
Dec				



# Goals next month

---

## FOCUS ON QUALITY

Focusing on the quality of the content and trying to add original images.

## AI VIDEO TO BLOGS

Continue playing around with AI video to blogs.

## CHANNEL MONETIZATION

Enjoying making the video content but i need to get the channel monetized to make it worth while. 800 more subs needed.

## REVIEW AFFILIATES

Not happy with Expedia and Get Your Guide. I may delete those if we get no sales soon.

